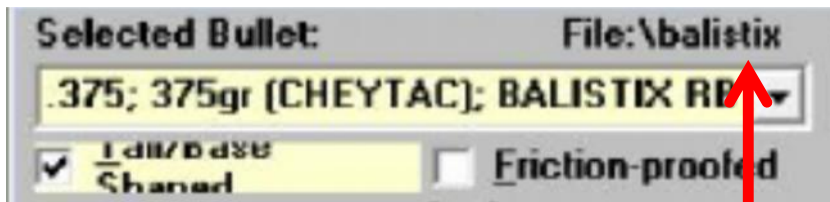




## How to load the Balistix Bullets Quick Load data file on your computer

- ) Confirm where the file “QuickLOAD\data\bullets” is stored on your computer.
- You can do this by clicking on the file location as per below. Any bullet file currently displayed on your Quick Load application will lead to this common directory on your computer.



Bullet File Location

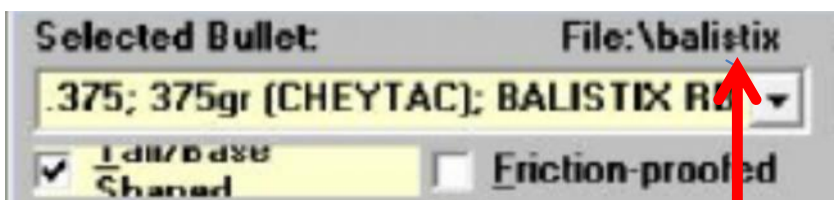


) Using your computer's "File Explorer", navigate to this file location and paste the Balistix Bullet Quick Load file to the file location as determined from the above procedure.

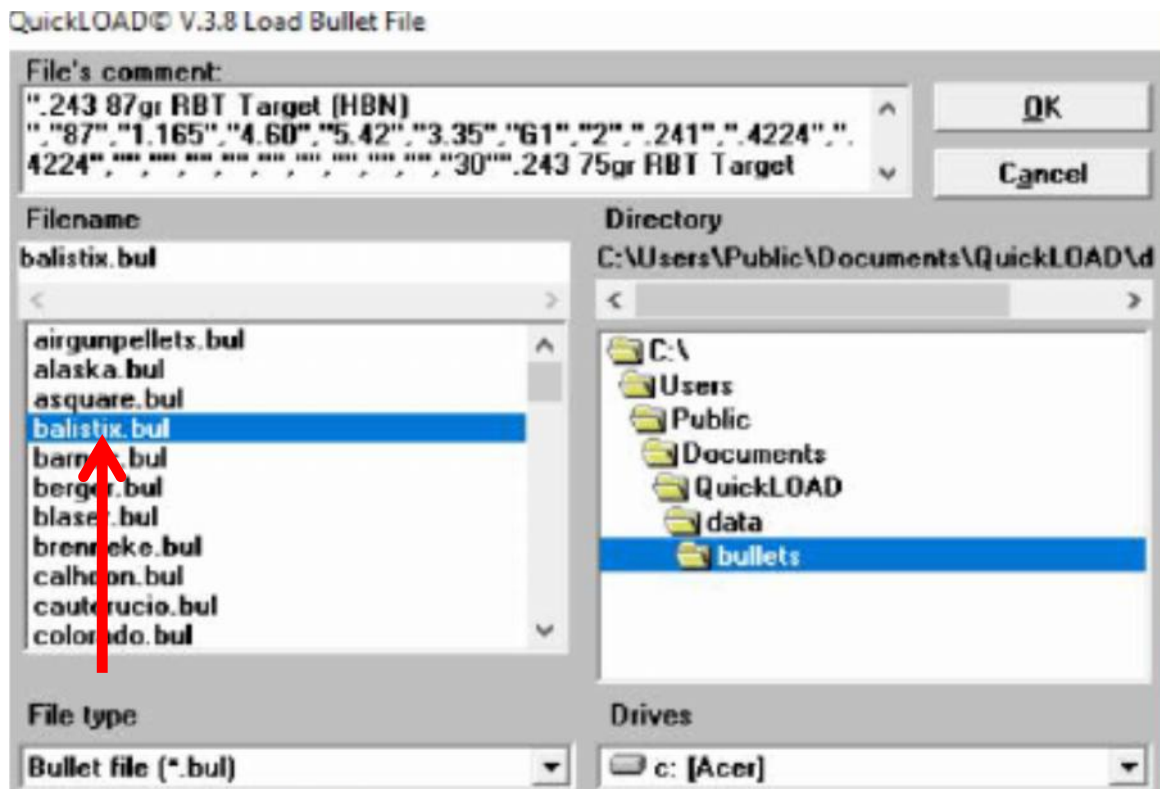
**Note:**


Latest Quick Load Bullet File available from [www.balistixbullets.com](http://www.balistixbullets.com)

) After completing this step you can then click on the bullet file location in Quick Load.



) Select the Balistix Bullet file.



Congratulations!  You now have access to Balistix Bullets on Quick Load.

Please make sure you regularly visit our web page at [www.balistixbullets.com](http://www.balistixbullets.com) for the latest file version.